

Results of Operations for 2nd Quarter of Fiscal Year Ending March 2020

Tooru Tanihara

Representative Director
President and Chief Operating Officer

October 30, 2019

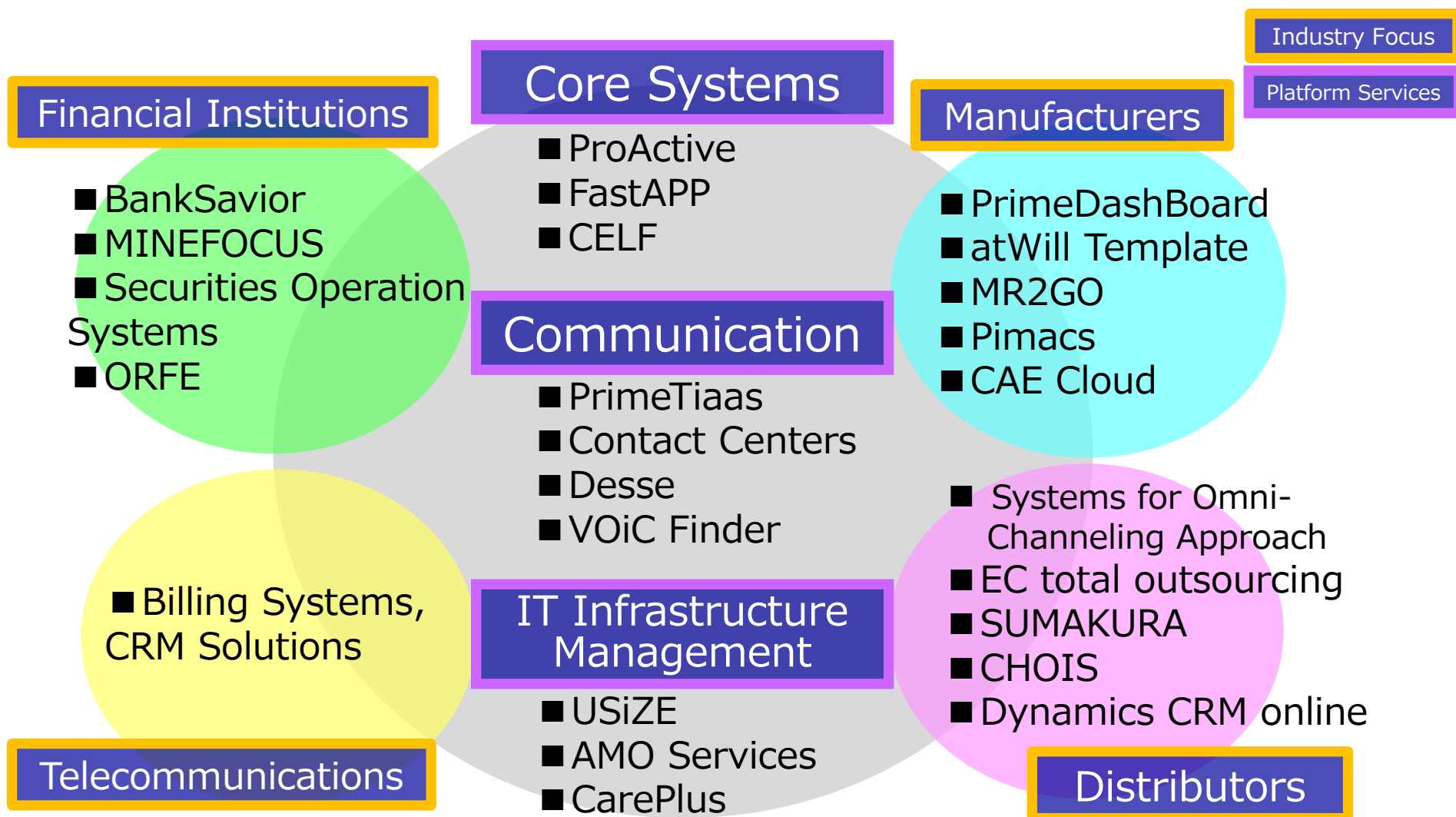
Financial Result of 2nd Quarter of FY2019

(Billions of Yen)

	Apr. 2017- Sept. 2018	Apr. 2018- Sept. 2019	<i>Increase/Decrease</i>	
			<i>Amount</i>	<i>%</i>
Net Sales	167.4	187.3	19.9	11.9%
Operating Profit	16.0	19.8	3.7	23.7%
Ordinary Profit	16.3	20.3	3.9	24.3%
Net Profit Attributable to Owners of Parent	10.8	13.7	2.9	27.3%

Shift to Service-Oriented Businesses

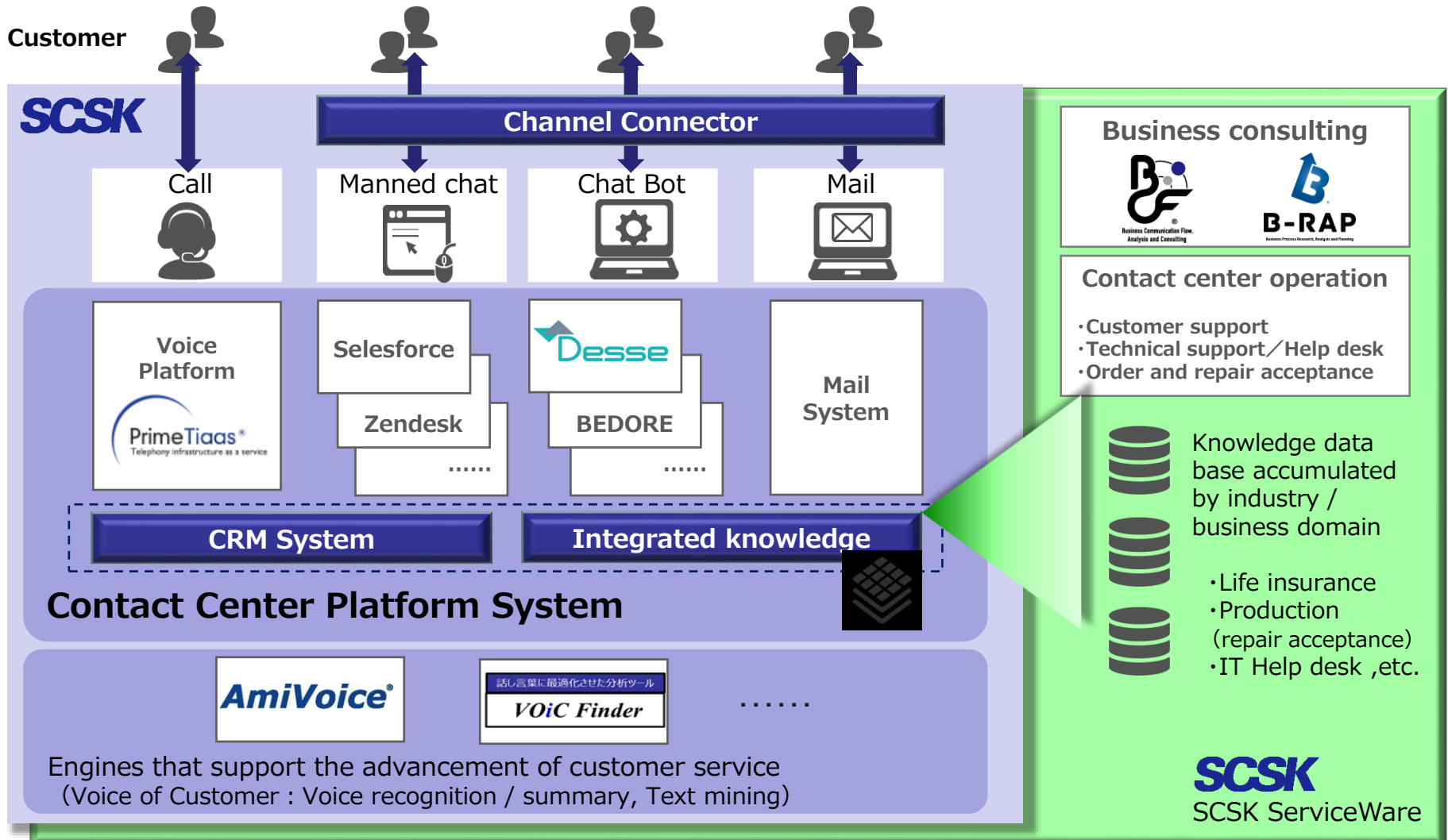
2nd Quarter of FY2018 ¥36.0B → 2nd Quarter of FY2019 ¥38.0B (YOY 6%)



CASE) Next-Generation Contact Centers

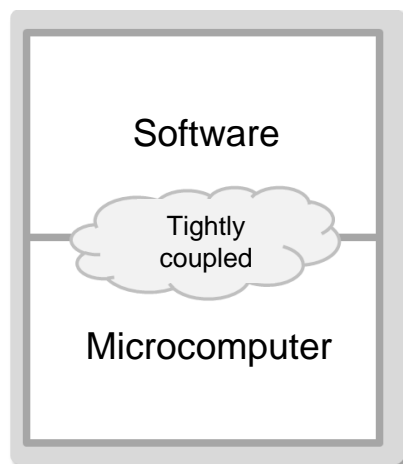
- ✓ Contact center platform to implement the multi-channel corresponding to seamlessly + BPO
- ✓ Knowledge integration backed by BPO experience + Platform utilization

Accomplish
Customer Contact
Point Enhancement

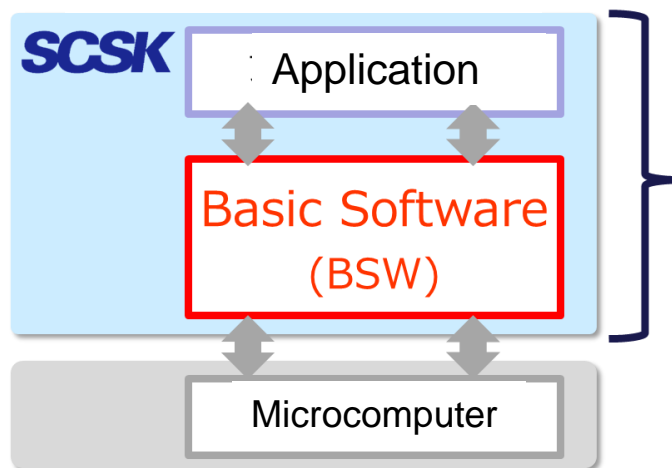


Mazda Motor Corporation Begins Verification of SCSK's AUTOSAR-Compliant QINeS-BSW

Microcomputer-dependent
Development



AUTOSAR Standardized



Newly Established Mobility Systems segment

Global Business Expansion -Initiatives in ASEAN Region-

Joint Business with Sumitomo
Corporation (DX)

Building Strategic Partnerships
Overseas

Myanmar

Vietnam

Indonesia / Myanmar
Establishment of
New Locations

Indonesia

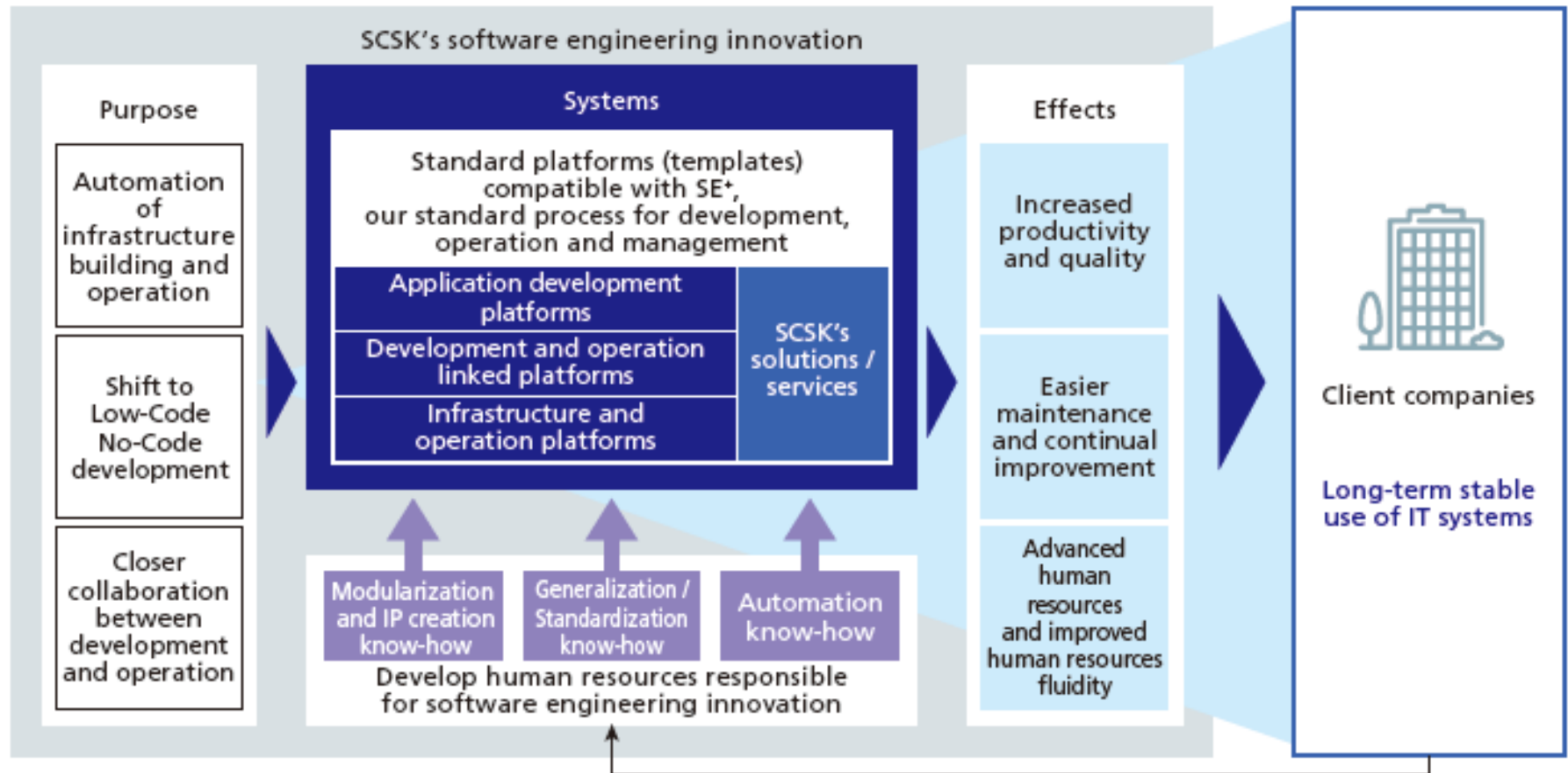
Core Business Innovation
~Engineering Innovation (MONOKAKU)~

Initiatives for DX

Promotion of Open Innovation

Core Business innovation -Engineering Innovation (MONOKAKU)-

Summary of Software Engineering Innovation

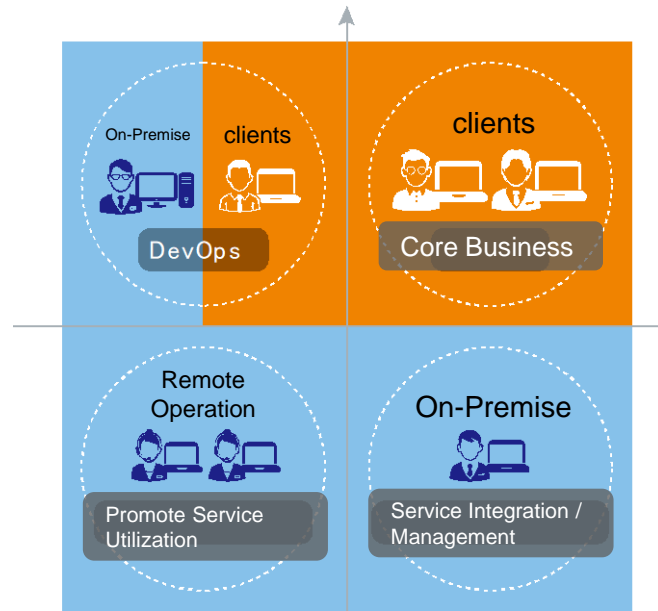
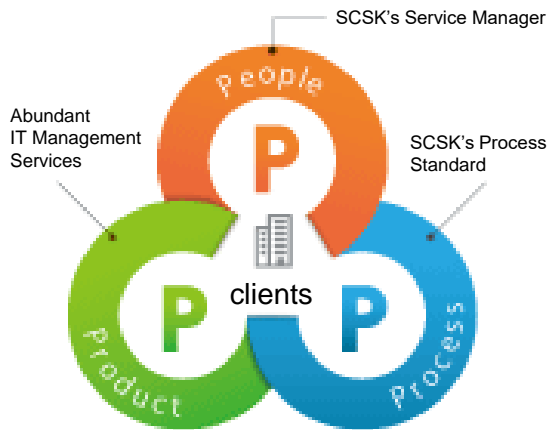


Initiatives for DX (CASE) Total IT Outsourcing Services

Supporting the Shift Our Clients Resource to the Core Business by Our Unique Outsourcing Services Utilizing SCSK's Overall Capabilities

Total IT Outsourcing Services

Three "P"



Three "Hybrid"

Development /
Maintenance

Operation

Systems

**Our Knowledge and Know-how
regard of On-Premise Service for Clients**

Presidio SCSK Digital Fund

Plug and Play

HAX Tokyo

Conversion of Minori Solutions Co., Ltd. into Wholly Owned Subsidiaries

Consolidated Financial Forecasts

No Change from Initial Forecasts

(Billions of Yen)

	FY2018 (actual)	FY2019 (Forecasts)	Increase/Decrease	
			Amount	Change(%)
Net Sales	358.6	380.0	21.3	6.0%
Operating Profit	38.3	41.0	2.6	6.8%
Ordinary Profit	38.6	41.0	2.3	6.1%
Net Profit Attributable to Owners of Parent	27.8	28.0	0.1	0.4%

Create Our Future of Dreams

We create our future of dreams
by establishing value
based on our customers' trust.



Disclaimer

- This data is intended to provide information about the Group's performance and business strategy and is not intended to solicit the purchase or sales of shares in Group companies.
- Estimates, targets, and outlooks included in this report are forward-looking statements based on information available as of the date of publication. Results and outcomes may differ materially from the forward-looking statements and no guarantee is made that targets will be reached. All such statements are subject to change without notice.
- SCSK cannot be held responsible for losses resulting from information contained in this report. This report should not be reproduced or retransmitted without authorization.